



The Clean Floor Environment Solution Provider

SoleClean Shoe Sole Cleaner

*The Perfect Solution
To Clean Shoe Soles*





The Perfect Solution to Clean Shoe Soles.

Meet the *High Performance* Shoe Sole Cleaning Machine and Experience the *Differences*.

Powerful and Distinctive


- Cleaning shoe soles perfectly and effectively by rotating brushes in water tray with detergent
- Complete water removal on shoe soles by stepping on the absorbing mat after cleaning
- Diversified models for various applications
 - Rotating brush plate type & brush roller type
 - Single to three persons application
 - Built-in or separate absorbent mat

Durable and Economic

- Fully automated operation by sensor when stepping on the cleaning deck
- Made and structured of full stainless steel designed to withstand impacts and rust
- Simple, easy and economic operation and maintenance

Easy Operation and maintenance

- Equipped with wheels, it can be moved and installed any places where required
- Equipped with water supply and drain pipe, easy and simple to maintain and drain waste water
- Strong and robust design with quality materials and components



MODEL
DS-313DX (Absorbent Mat assembled)

Model: DS-313DX



The World's most advanced Technologies for its performance and structure.

Model: DS-414DX
(For Two Persons)

Operation Compartment

- Powerful operation motor
- Water supply and drainage system
- Overflow drain and shut-off valves

Cleaning Brush Plate

- Rotating cleaning bristle brush plate
- Water tray with detergent
- Durable and long lasting

Absorbent Mat

- Power water absorbent mat
- Durable and long lasting
- Washable for repeat use

Control Box

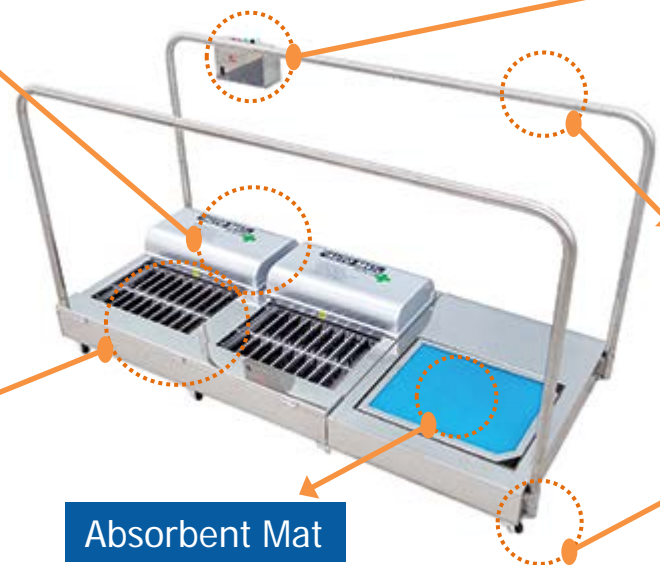
- On/Off Switch
- Operation time adjustment
- Fuse

Hand Rail

- Hand rail for safety
- Durable and strong design
- All stainless steel bar

Castor Wheel

- Castor wheel with stopper
- Easy to move
- To be installed any places





How its works



- Step on the cleaning brush grating. The sensor on the control box detects you on it.



- The 'SoleClean' shoe sole cleaner starts to clean automatically your shoe soles.

- Move your feet back and forth for better result while cleaning.

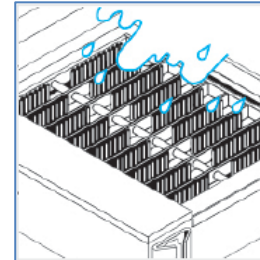


- Step forward and on the absorbent mat to remove water on the bottom of the shoe.

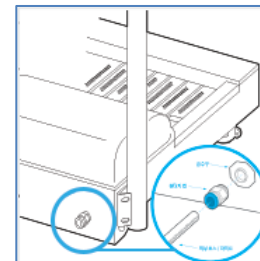
- Now your shoe soles are perfectly clean.

- Add a detergent or antiseptic with water if required.

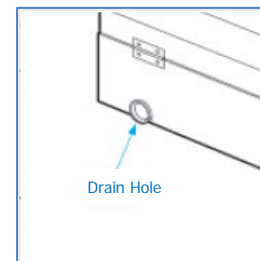
Water Supply and Drain



- You may pour water into the water tray.
- Or, connect a water supply hose into the water inlet tap to the level required.



- Add a detergent or antiseptic with water if required.
- The overflow of water spills away through the overflow hole in the tray.



- Open the drain valve, or connect a drain hose to drain water in the tray.



Models and Specifications

	DS-313	DS-313DX	DS-414	DS-414DX	DS-515
Application	Single person	Single person	Two persons	Two persons	Three persons
Absorbent mat	Separate	Built-in	Separate	Built-in	Separate
Dimensions	730x545x900	730x1150x900	730x1090x 00	730x1695x900	730 x 2240 x 900
Net weight	38 kg	70 kg	70 kg	98 kg	98 kg
Water tank	10 liters	10 liters	20 liters	20 liters	30 liters
Power supply and Power consumption	240 VAC 50/60 Hz 40W	240 VAC 50/60 Hz 40W	240 VAC 50/60 Hz 80W	240 VAC 50/60 Hz 80W	240 VAC 50/60 Hz 120W





Brush Roller Type

- The Brush Roller Type is equipped with aligned brush rollers in a line rolling in water tray.




- It cleans shoe bottom effectively and removes water completely by stepping on the absorbing mat after cleaning.




Consumables

- Absorbent mat in a stainless steel frame




Size: Medium
(415 x 495 x 50T)



Size: Large
(470 x 550 x 50T)

- Absorbent mat only available



- Detergent to control grease and oil (10 liters)
- Mixing ratio
- Water 7: Detergent 3





Powerful Cleaning



Applications

